ActiveLoadbox

Need resistive, capacitive, and inductive loads
for amplifier measurements?
The answer is the Active LoadBox from AudioGraph









Worldwide brands trust AudioGraph.

SONY ALPINE HYUNDAI VOLVO

Audio | GRAPH

One standard, every industry.

Active LoadBox from AudioGraph

The AudioGraph Active LoadBox™ works seamlessly with your AP system and adds resistive, capacitive and inductive loads to your amplifier test setup. It provides a total impedance of 8, 4, 2 or 1 ohm. Up to eight units can be linked to measure up to 16 channels simultaneously.

The LoadBox contains 2 x 20 loads for stereo measurements tuned to be used with the EIA RS-490 1 kHz burst. Resistive loads can be used for any frequency.

The LoadBox produces the industry standard PowerCube™ graph, which has helped audio engineers develop new products since 1990 across consumer and high end audio, automotive, and semiconductor industries.

The AudioGraph's proprietary software connects to a range of Audio Precision APx systems and supports APx versions 6, 7, 8, and 9. APx versions 4, 5, and 10 is pending. The software can also be integrated with National Instruments TestStand.



Lars Ohlen
CEO and Lead Technical Engineer

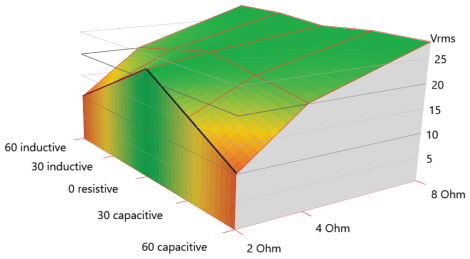

Typical PowerCube™ graph

1 kHz Physical Loads		
Two sets	*Phase angles*	*Tolerance*
8 ohm	+60, +30, 0, -30, -60 degrees	+/- 10%
4 ohm	+60, +30, 0, -30, -60 degrees	+/- 10%
2 ohm	+60, +30, 0, -30, -60 degrees	+/- 10%
1 ohm	+60, +30, 0, -30, -60 degrees	+/- 10%

Impedance	*Power Rating/Channel Continuous signal*	*Power Rating/Channel EIA RS-490, 1 kHz burst*
8 ohm	100 W	1000 W
4 ohm	200 W	2000 W
2 ohm	400 W	4000 W
1 ohm	400 W	4000 W

Technical specifications are subject to change without notice. All power specifications are subject to heat reduction. LoadBox airstreams must not be blocked. The Active LoadBox with an acrylic top is for exhibition use only. Standard units ship with an aluminium top.

AUDIO | GRAPH

One standard, every industry.

Sales and more information: info@audiograph.se or +46-705-23 13 20
www.audiograph.se

Real loads
A loudspeaker is not a resistor. Its impedance changes with frequency and presents capacitive and inductive loads that challenge an amplifier far beyond a resistive test.

PowerCube
Twenty load conditions — four impedances and five phase angles — in one 3D graph that shows how the complete amplifier behaves.

Active LoadBox
The hardware that creates those demanding loads, working with an Audio Precision APx analyzer to switch through every condition automatically.

Active LoadBox from AudioGraph

Example graph from the Audiograph Active LoadBox system.

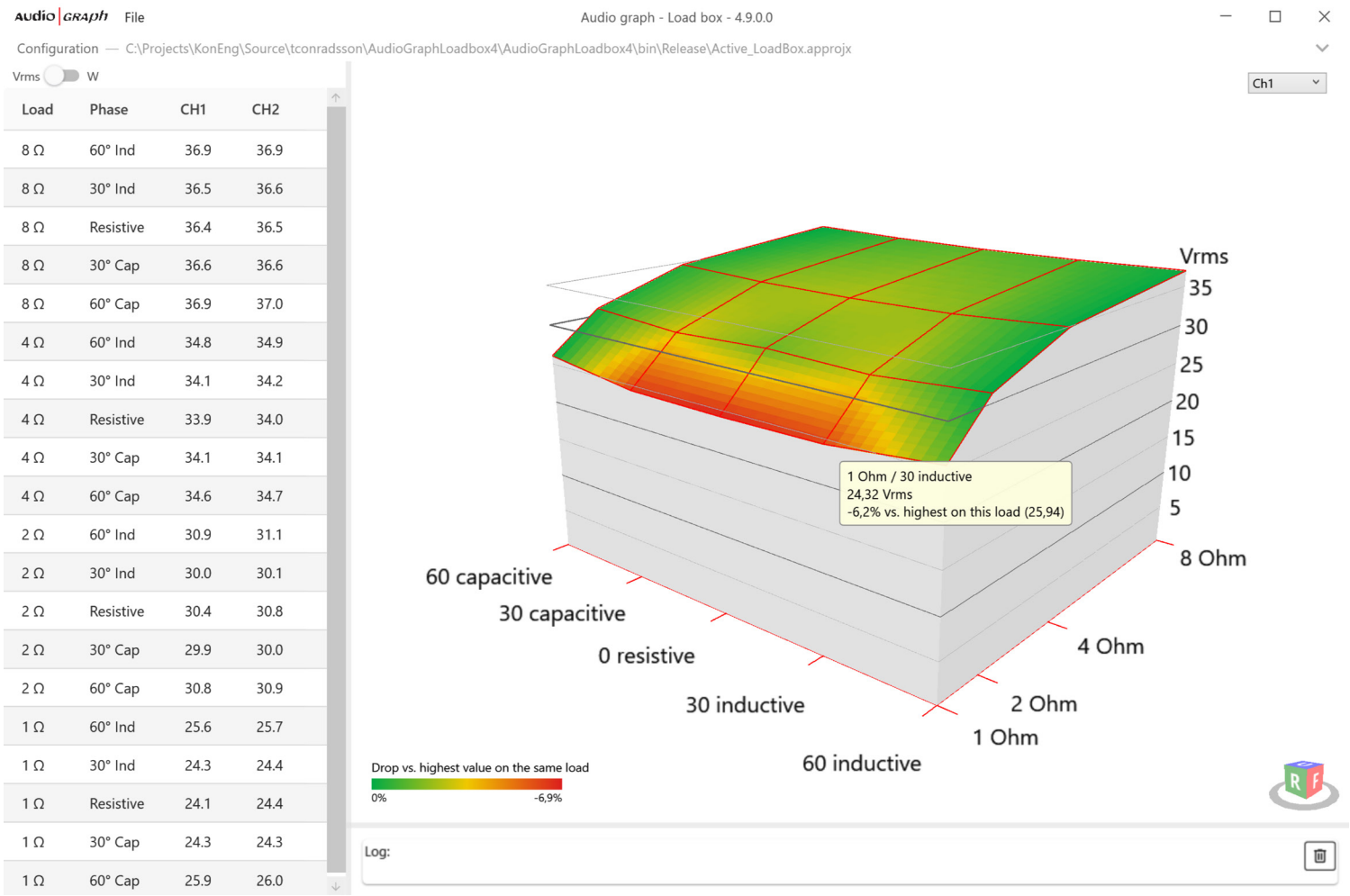

One standard, every industry.